


My Home Learning Tasks



Year 3 & 4


Name: _____

Date:

Room No:


Name:

Mindfulness Handwriting Practice



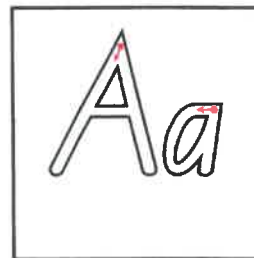
visit [twinkl.co.nz](https://www.twinkl.co.nz)

colour in Y3 + 4



Notes to remember:

- My letters sit on the line.
- My lower case letters are the same height.
- My upper case letters touch the top of the line.
- I start the letter at the right point.
- I use finger spaces between each new letter or new word.



Say the sound: a for anchor.

Now copy the letters and words into your handwriting book.

a a a

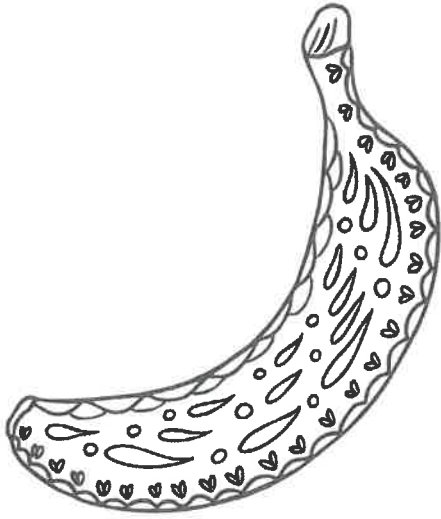
A A A

Aa Aa Aa

and


are

all



Notes to remember:

- My letters sit on the line.
- My lower case letters are the same height.
- My upper case letters touch the top of the line.
- I start the letter at the right point.
- I use finger spaces between each new letter or new word.



Say the sound: b for banana.

Now copy the letters and words into your handwriting book.

b b b

B B B

Bb Bb Bb

be

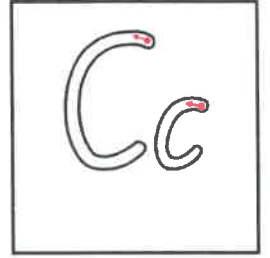
but

before



Notes to remember:

- My letters sit on the line.
- My lower case letters are the same height.
- My upper case letters touch the top of the line.
- I start the letter at the right point.
- I use finger spaces between each new letter or new word.



Say the sound: c for cake.

Now copy the letters and words into your handwriting book.

c c c

C C C

Cc Cc Cc

can

cat

come



Notes to remember:

- My letters sit on the line.
- My lower case letters are the same height.
- My upper case letters touch the top of the line.
- I start the letter at the right point.
- I use finger spaces between each new letter or new word.



Say the sound: d for dog.

Now copy the letters and words into your handwriting book.

d d d

D D D

Dd Dd Dd


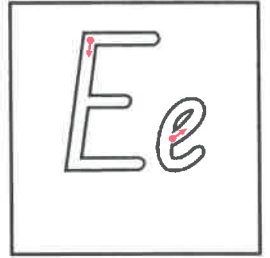
Dad

do

did

Notes to remember:

- My letters sit on the line.
- My lower case letters are the same height.
- My upper case letters touch the top of the line.
- I start the letter at the right point.
- I use finger spaces between each new letter or new word.



Say the sound: e for envelope.

Now copy the letters and words into your handwriting book.

e e e


E E E

Ee Ee Ee

every

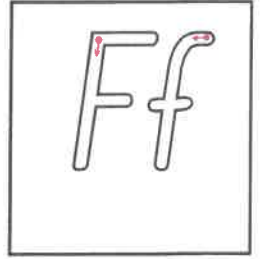
eat

eel



Notes to remember:

- My letters sit on the line.
- My lower case letters are the same height.
- My upper case letters touch the top of the line.
- I start the letter at the right point.
- I use finger spaces between each new letter or new word.



Say the sound: f for fish.

Now copy the letters and words into your handwriting book.

f f f

F F F

Ff Ff Ff

for

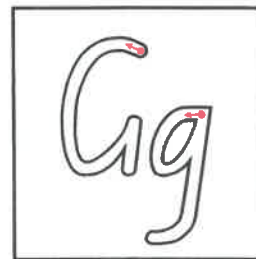
four

from



Notes to remember:

- My letters sit on the line.
- My lower case letters are the same height.
- My upper case letters touch the top of the line.
- I start the letter at the right point.
- I use finger spaces between each new letter or new word.



Say the sound: g for guitar.

Now copy the letters and words into your handwriting book.

g g g

G G G

Gig Gig Gig

go

good

got

First 100 High Frequency Words Handwriting

Practise your weekly spelling words using cursive handwriting.

of

my

one

him

time

it

her

them

Mr

I'm

First 100 High Frequency Words Handwriting

Practise your weekly spelling words using cursive handwriting.

was

what

do

get

if

you

there

me

just

help

First 100 High Frequency Words Handwriting

Practise your weekly spelling words using cursive handwriting.

his

some

looked

people

make

but

so

very

your

an

First 100 High Frequency Words Handwriting

Practise your weekly spelling words using cursive handwriting.

for

be

it's

got

asked

at


like

see

their

saw

Story Settings Description



Key Words

spooky dark quiet damp
freezing gloomy creepy
calm peaceful lonely
wild leafy cold terrifying
hidden

Can you write a paragraph about this setting?

79

Story Settings Description



Key Words

beautiful fantastic

lovely green leafy

noisy crowded lively

fun entertaining busy

enjoyable relaxing

wonderful pleasant

Can you write a paragraph about this setting?

This image shows a single sheet of white paper with horizontal blue or grey ruling lines. The lines are evenly spaced and run across the width of the page. There is no handwriting or other markings on the paper.

Story Settings Description



Key Words

spooky haunted gloomy

scary frightening

terrifying dark cold


dangerous mysterious

eerie lonely creepy foggy

misty

Can you write a paragraph about this setting?

Story Settings Description



Key Words

alien weird strange

unusual mysterious

futuristic glowing

gleaming amazing

fantastic metallic bizarre

unsettling odd exciting

Can you write a paragraph about this setting?

This image shows a single sheet of white paper with horizontal blue or grey ruling lines. The lines are evenly spaced and run across the width of the page. There is no handwriting or other markings on the paper.

Colour in.
Find out 5 facts
about Tangaroa.
Write them out.

Tangaroa



Ranginui and Papatūānuku

colour in
and find 5
facts about this
legend.



Tūmatauenga (Tū)

Colour in.
Find out 5
facts on
Tūmatauenga.
Write them all.



Rongomātane (Rongo)

Colour in.
Find 5 facts
about Rongo-
mātane.



$10 + 10 =$	$12 + 8 =$	$16 + 4 =$
$5 + 15 =$	$9 + 10 =$	$3 + 17 =$
$0 + 20 =$	$7 + 13 =$	$12 + 7 =$
$9 + 10 =$	$19 + 1 =$	$4 + 15 =$
$4 + 16 =$	$6 + 13 =$	$11 + 9 =$
$18 + 2 =$	$2 + 18 =$	$2 + 17 =$
$1 + 18 =$	$13 + 6 =$	$10 + 9 =$
$14 + 6 =$	$20 + 0 =$	$8 + 12 =$
$11 + 8 =$	$15 + 4 =$	$17 + 3 =$
$7 + 12 =$	$13 + 7 =$	$5 + 14 =$
$6 + 14 =$	$14 + 5 =$	$16 + 3 =$
$8 + 11 =$	$18 + 2 =$	$1 + 19 =$
$3 + 16 =$	$9 + 11 =$	
$10 + 10 =$	$15 + 5 =$	

$4 + 5 =$	$1 + 6 =$	$2 + 6 =$
$3 + 4 =$	$5 + 4 =$	$7 + 1 =$
$1 + 7 =$	$2 + 5 =$	$2 + 5 =$
$5 + 3 =$	$3 + 6 =$	$3 + 6 =$
$7 + 2 =$	$0 + 7 =$	$7 + 2 =$
$1 + 8 =$	$6 + 3 =$	$1 + 8 =$
$0 + 7 =$	$1 + 7 =$	$0 + 7 =$
$4 + 4 =$	$5 + 4 =$	$4 + 5 =$
$2 + 5 =$	$9 + 0 =$	$6 + 2 =$
$9 + 0 =$	$3 + 6 =$	$3 + 4 =$
$4 + 3 =$	$2 + 5 =$	$9 + 0 =$
$8 + 0 =$	$6 + 1 =$	$5 + 3 =$
$5 + 2 =$	$1 + 8 =$	
$4 + 4 =$	$8 + 0 =$	

Column Subtraction (No Exchanging)

a.				b.				c.				d.				e.			
	3	3			2	5			1	6			2	7			2	9	
-	1	1		-	1	3		-	1	0		-	1	6		-	1	2	
f.				g.				h.				i.				j.			
	2	6			3	2			2	9			4	2			2	7	
-	1	3		-	2	0		-	1	4		-	1	2		-	2	3	
k.				l.				m.				n.				o.			
	2	7			3	8			4	8			3	3			3	9	
-	1	2		-	2	7		-	3	6		-	1	3		-	2	1	
p.				q.				r.				s.				t.			
	4	6			5	8			6	3			7	6			5	9	
-	2	2		-	2	5		-	3	1		-	5	5		-	3	7	
u.				v.				w.				x.				y.			
	8	4			7	6			6	7			5	8			8	5	
-	6	0		-	4	5		-	4	4		-	3	6		-	5	2	

DIMIC - THE BIG QUESTION

Answer a question and work it each day.

1. Nanny and Koro went to the beach to collect kaimoana(seafood). The reason being we are having a big hakari(feast) to celebrate Hemi and Heni's wedding. Nanny collected 250 pipi, Koro collected 70 kutai(mussels). Hone dived for kina(sea eggs) and brought back 20. Jessie dived for koura(crayfish) and brought back 15. How much kaimoana altogether was brought back to the hakari that was being prepared?

Nanny and Koro were so happy that Heni was marrying Hemi and gave 60 pipi, 35 kutai, 2 kina and 5 koura to Heni's family from what they had gathered from the moana(sea) to take back to their marae. How much was left to feed the whanau at the wedding? There were 50 people at the wedding. Was there enough? What do you think?

2. Jimmy was walking down to the awa(river) to collect rocks to help his nanny finish off her rock garden. Each trip he took down the track to the awa he brought back 8 rocks. By the time he had finished he had brought back 40 rocks. How many times did he go down the track to collect river rocks?
3. The maunga(mountains) around New Zealand are just so beautiful. They are all different sizes but just as magnificent as each other. So Marigold and Bluebell took a long walk on the mountainous path and got so far before their eyes could see this wonderful spectacle. There were 3 huge mountains, 8 smaller mountains and 7 very small mountains and 6 really tiny, tiny mountains. How many mountains could they see altogether?
4. "Taniwha,Taniwha kei te haere koe ki hea?"(Taniwha, Taniwha where are you?) The taniwha who lived under the harbour bridge slept most of the time and had a peaceful life. Until suddenly one day four tui passed him, 15 kakariki flew around him and 20 kiwi walked passed him laughing and having lots of fun. All of these birds knew that they had to be careful when they went pass the taniwha but he suddenly opened up his eyes and started to chase them. They split into half and some went to the west and some went to the east. So how many went west and how many went east? Was it an even number or were there any left over? How many?
5. The 7 waka(canoe) rowed around the moana(sea) went in four directions. Two went to the maunga(mountain). Two went to the awa(river) and two went to the taniwha and the last waka(canoe) went to Manurewa Marae. On each waka were 20 people, how many people all together? Also there were 7 rangatira(chief) one for each waka. So how many all together on the waka(s). How many people in each waka?

Read this with a grown-up and discuss any tricky words.

My pet spider's name is Webster. Webster loves eating lollies and chocolates. One day I gave Webster bubblegum to try. His legs got stuck together. He couldn't move. So I gave him a bath. I sat him on the soap and



he slid into the water. He nearly drowned. Then I used Mum's hairdryer. I tried to blow his legs apart. Poor Webster flew into the kitchen and crash-

landed in the butter. "Michael, get that spider out of here," Mum yelled.

Now Webster's legs were stuck together and he was covered in butter. I had to help him. I thought Webster must be hungry. He was in no state to catch a fly on his own. I left Webster on a plate in my room and went to catch some flies. It wasn't easy, until I took my shoes off. I made a discovery! Flies love smelly socks. I ran inside with flies all over my

socks. "Webster," I called. "I've got some yummy lunch for you."

"Oh no!" I froze. Webster and the plate were gone. "Mum, where's the plate that was in my room?"

"I put it in the dishwasher," said Mum. "Nooo!" I yelled. I opened the dishwasher. Two plates were stuck together. It had to be Webster and the bubblegum. Webster must have been squashed. A tear rolled down my face.

After school the next day I went straight home. I went to my room, shut the door and lay on my bed. I closed my eyes and thought about Webster.

"Aaaa!" Mum screamed.

I ran into the kitchen. "What's wrong, Mum?"

"Your spider was in my soup." Mum didn't look happy.

"Webster, you're alive!" I had a huge grin on my face. "Thanks, Mum."

Webster's legs were fine. The bubblegum was gone. I gave Webster a high-five. It was unreal to have him back.

by Linda Stocks (abridged)

hungry
discovery

wanting food
something found

stuck
unreal

not able to move
fantastic

We
practise



1

What does the pet spider like to eat?

The spider likes to eat

2

What happened when Webster tried bubblegum?

3

How did Michael try to fix this?

4

Where was Webster finally found?

5

What started all the trouble with Webster?

6

Did Michael's mother like Webster?

7

Did Michael look after his pet spider well?

8

Did Michael love his pet spider?

9

Should pets eat human food?

10

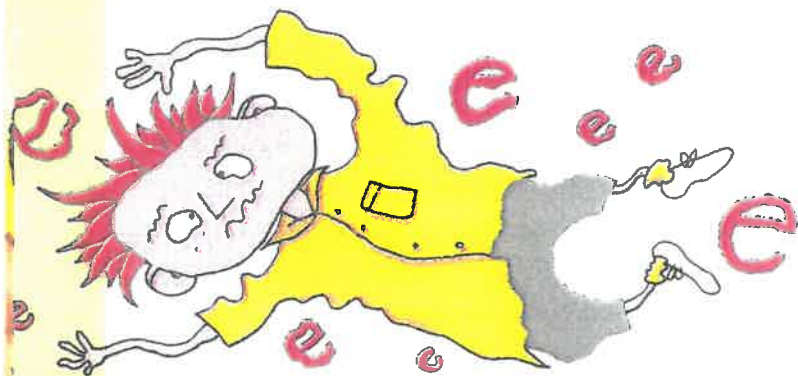
Are spiders good pets to have?



Read this with a grown-up and discuss any tricky words.

FICTION

Some people love Fridays, but not Nelson. Friday was a day Nelson would rather forget. Friday was spelling test day. Every Friday, Nelson's brain liked to forget his spelling words.



Miss Fazio handed out the spelling tests. Suddenly Ming let out a gasp. The whole class turned and looked. Ming began to sob. "I've forgotten where I put my glasses!" Ming cried.

"It's okay, Ming. We'll find them. Class, has anyone seen Ming's glasses?" asked Miss Fazio. Everyone shook their heads. "Right, check under your chairs for Ming's glasses," said Miss Fazio. Everyone looked but no one found Ming's glasses.

Ming started to cry again. "I can't do anything without them," she sobbed.

"Well they must be here somewhere," claimed Miss Fazio. "Everyone look for Ming's glasses."

Ming buried her head in her hands as the class searched around her. Leon found his old pencil case. Holly found her missing library book. Ruby found a hat. Nelson didn't find anything. He forgot all about looking and stared out the window. Ming was disappearing under a mountain of soggy tissues.

"Found them!" cried Brooke, holding up Ming's glasses. "You were sitting on them all along." Ming went bright red. Ming put them on.

The recess bell went, so everyone got up to go outside. "Forget it," said Miss Fazio, closing the door. "Stay in your seats. We have a spelling test to do!" Everyone groaned as they went back to their seats and did the test. For the first time ever Nelson got all his spelling words right. His brain had forgotten to forget!

It was a Friday that Nelson likes to remember and Ming likes to forget.

by Lisa Thompson (abridged)

GLOSSARY

forget	not be able to remember
sob	cry
forgotten	not remembered
groaned	made a sound when annoyed
remember	keep information in mind

We
practise



1

Who did not like Fridays?

The character who did not like Fridays was _____

2

Why was Ming crying?

3

What did the class have to do to help?

4

What happened when the bell went?

5

Was Miss Fazio a kind teacher?

6

Did Nelson work hard to remember his spelling words each week?

7

Was Ming worried about losing her glasses?

8

Is Nelson often forgetful?

9

Do you forget spelling you learn?

10

How do you think Nelson will go on next Friday's spelling test?



THING IN THE FRIDGE

Read this with a grown-up and discuss any tricky words.

FICTION

It all began when someone turned the power off by mistake. In the freezer the ice-cream melted. The pet food dribbled. Everything got mixed up in a slimy lake. Strange blobs began to grow. In one of



these blobs, Thing was born. She was white, like the ice-cream, and covered in grey fuzz.

Suddenly, the freezer door opened. She hid.

"Pew! Pong! Who turned off the power?" yelled an angry voice. Thing stayed hiding. Slam! The door shut.

"Hey! Let me out! It's really cold in here!" said a buzzy voice in the dark. A fly was trapped in the freezer. "Help! I wanted the fridge, not the freezer. All the best stuff is down below – sausages, cheese," he croaked. "Down below"

sounded like a great place to Thing! She hopped down to the freezer door and waited. Soon enough, the door opened and Thing slid down an icicle onto a tray of soft, pink sausages. She ate some. "Now, I want to find the cheese."

"Cheese?" growled a thick voice. "Did someone say cheeeeeese?" A fat, yellow shape slid off a shelf. It had a big mouth with sharp teeth and it stank. "Do you want cheese with bite?" the Blob said. The Blob rushed at Thing and knocked her over. Thing grabbed a carrot and swung it at the Blob. The Blob chased Thing with growls and snaps. But brave Thing would not stop.

Just then, the door opened and the Blob and Thing fell out. Thing landed safely and hid under the fridge. But the Blob hit the kitchen floor hard. Splat! Thing picked up a small piece of the Blob that had landed under the fridge. She put it in her mouth. "Wow! So this is cheese. I love it! I love smelly cheese!" she shouted.

After that, Thing didn't live in the fridge. Instead, she stayed under the fridge. She made friends with the mice, who always shared their cheese.

GLOSSARY

mistake accidental error
slimy like thin sticky mud

icicle frozen drops of water
stank smelled bad

We
practise



LITERAL

INTERPRETIVE

APPLIED

1

How did this story begin?

This story began

2

Where was Thing born?

3

Who was the visitor in the freezer?

4

What happened when Thing first found the Blob?

5

Why did Thing hide?

6

Was the Blob a bully? Explain how you know.

7

Was Thing brave? Explain how you know.

8

How did Thing's life change?

9

Does a bully win in the end?


10

Is making new friends a good idea?



Read this with a grown-up and discuss any tricky words.

Bruno stood frozen in the playground. A bee buzzed around him. Buzz buzz. Only Bruno's eyes moved, watching the bee. If there was one thing Bruno was afraid of it was bees. Leon saw Bruno standing like



a statue. He called to Miles. They watched Bruno and the bee. Beatrice and Brooke joined them. So did Heeni, Ruby and Holly.

"What's everyone looking at?" asked Nelson, joining the crowd.

"Bruno has a bee buzzing around him," whispered Ruby.

"So?" snorted Nelson. "It's just a bee."

"Bruno is afraid of bees," said Miles. Nelson laughed so hard it hurt.

"Shhh!" said Ruby. "You'll make the bee angry!"

Nelson rolled his eyes. "Has anyone noticed how big Bruno is and how small that bee is?"

No one was listening to Nelson. Everyone was staring at Bruno and the bee. Bruno's

eyes were wide with fear. His heart was racing. The bee landed on Bruno's nose. Bruno fainted.

When Bruno woke, the bee was gone. Instead, 11 heads hovered above him. One of the heads belonged to Miss Fazio. "He's awake," she declared. "Give him some room." Miss Fazio helped Bruno to his feet. Bruno felt his nose.

"It didn't sting me!" he said amazed.

"Maybe the bee was scared of you," said Holly.

"Nah," said Nelson, "I bet it's gone back to tell the other bees at the hive how sweet you smell. Soon it will be back with its friends, hunting for you." Bruno's legs went wobbly.

"That's enough, Nelson," said Miss Fazio.

"Bruno, you are fine. The bee has gone. There's no need to be afraid of bees. They're wonderful creatures."

"They sting," reminded Bruno.

"That one didn't," said Ruby.

"Not all bees sting," said Miss Fazio.

"A bee will only sting you if it feels in danger. Perhaps you should learn more about bees, Bruno, and then you won't be afraid of them any more."

GLOSSARY

statue a 3D artwork usually made of stone or metal

hovering staying in one place above the ground

hive a place where bees live

wonderful great, fantastic, terrific

We
practise



1

Why was Bruno standing frozen in the playground?

Bruno was standing frozen because

2

What was the one thing Bruno was afraid of?

3

Where did the bee land?

4

What happened when the bee landed?

5

Why did Nelson tease Bruno?

6

Why did Miss Fazio stop Nelson from teasing Bruno any further?

7

Why do you think Bruno was afraid of bees?

8

How did Miss Fazio try to stop Bruno from feeling afraid of bees?

9

Will finding out more about what you are afraid of help?

10

Why is "Facing Fears" a good title for the story?

